

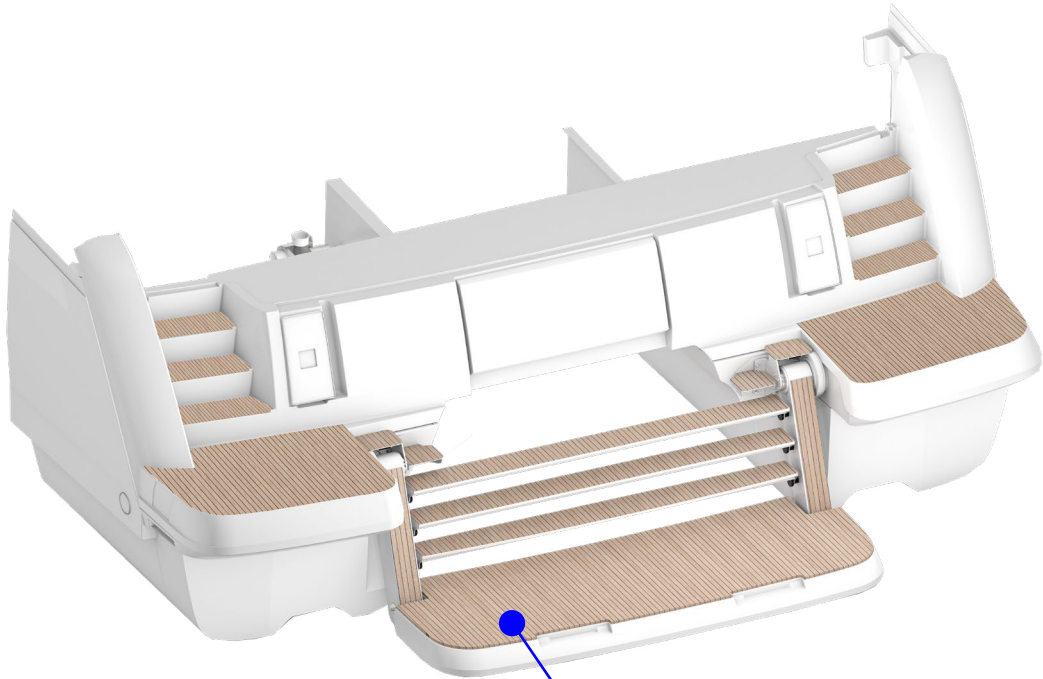
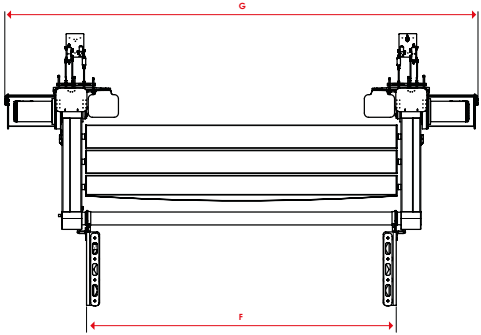
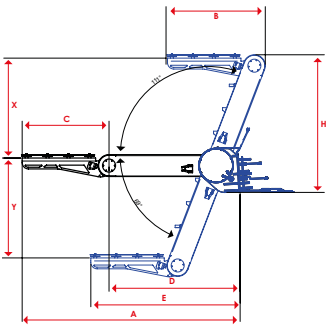

# TRANSFORMER® model 3394

## loading capacity 800 Kg



model	N° steps	A (mm/ inch)	B (mm/ inch)	C (mm/ inch)	E (mm/ inch)	F (mm/ inch)	G (mm/ inch)	H (mm/ inch)	X (mm/ inch)	Y (mm/ inch)	dynamic load (kg/lbs)	static load (kg/lbs)	weight (kg/lbs)
3394/40	3	2600 102 <sup>3</sup> / <sub>8</sub>	1160 45 <sup>7</sup> / <sub>8</sub>	1035 40 <sup>3</sup> / <sub>4</sub>	1780 70"	3690 145 <sup>3</sup> / <sub>4</sub>	5640 222"	1640 64 <sup>1</sup> / <sub>2</sub>	1190 46 <sup>7</sup> / <sub>8</sub>	1190 46 <sup>7</sup> / <sub>8</sub>	800/1763	1100/2425	1680/3700

**MULTIFUNCTIONAL PLATFORM.**  
 The loading capacity includes the total platform weight (at shipyard's care), the full loaded tender or the jet ski.  
 The declared lifting capacity is assured if the load is positioned in the middle of measure C.  
 NEVER USE THE TRANSFORMER AS A SPRINGBOARD. DIVING MAY CAUSE STRONG STRAINS THAT MIGHT DAMAGE THE TRANSFORMER AND ITS FASTENING ELEMENTS.



Drainage holes must be mandatorily drilled on the platform (at shipyard care).